
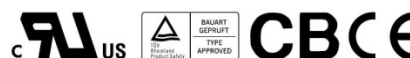


**Features:**

- Switching type power supply
- 12V DC output voltage
- 2.1A rated output
- Universal AC input / Full range
- Protections: short circuit / overload / over voltage
- Natural air convection cooling

**Mount:**

- This unit is intended for mount inside a system
- For safety, ensure that unit is accessible only for qualified service personnel

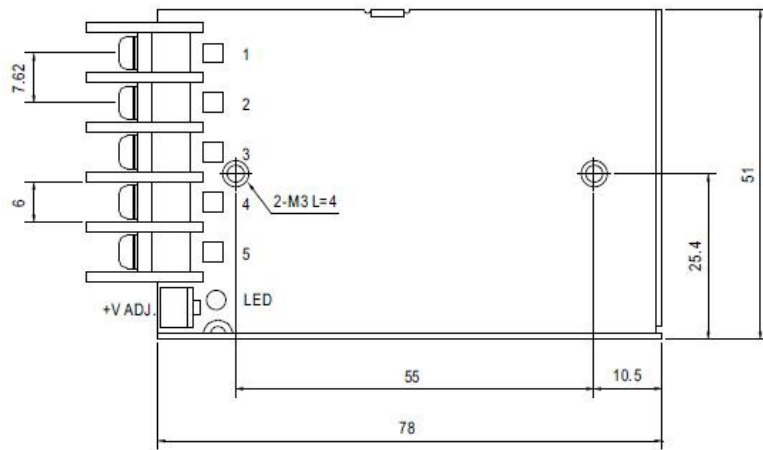
**Specification:**

<b>Output</b>	DC Voltage	12V (adjustable from 10.8V to 13.2V via potentiometer)
	Rated Current	2.1A
	Rated Power	25.2W
	Ripple & Noise (Note 2)	120mV p-p
	Voltage Tolerance (Note 3)	± 1%
	Setup, Rise Time	1800ms,23ms/230VAC 4000ms,30ms/115VAC at full load
	Hold Up Time	80ms /230VAC 14ms/115VAC at full load
<b>Input</b>	Voltage Range	88 ~ 264VAC 125 ~ 373VDC
	Frequency Range	47 ~ 63Hz
	Efficiency (Typ.)	81.5%
	AC Current (Typ.)	0.7A/115VAC / 0.4A/230VAC
	Inrush Current (Typ.)	Cold start 30A/230VAC
	Leakage Current	<2mA / 240VAC
<b>Protection</b>	Overload	110 ~ 180% rated output power. Protection type: Hiccup mode, recovers automatically after fault condition is removed.
	Over Voltage	13.8 ~ 16.2V. Protection type: Shut off output voltage, clamping by Zener diode.
<b>Environment</b>	Working Ambient Temperature	-10 ~ +50°C
	Working Humidity	20 ~ 90% RH non-condensing
	Storage Temperature, Humidity	-40 ~ +85°C, 10 ~ 95% RH
	Temperature Coefficient	±0.03%/C (0 ~ 50°C)
	Vibration	10 ~ 500Hz, 5G 10min./1cycle, 60min. each along X, Y, Z axes
<b>Safety &amp; EMC (Note 4)</b>	Safety Standards	UL60950-1, TUV EN60950-1 approved
	Withstand Voltage	I/P-O/P:3kVAC I/P-FG:1.5kVAC O/P-FG:0.5kVAC
	Isolation Resistance	I/P-OP, I/P-FG, O/P-FG:100MΩhm / 500V/ 25°C / 70% RH
	EMI Conduction & Radiation	Compliance to EN55022 (CISPR22) Class B
	Harmonic Current	Compliance to EN61000-3-2,-3
	EMS Immunity	Compliance to EN61000-4-2,3,4,5,6,8,11; ENV50204, light industry level, criteria A
<b>Other</b>	MTBF	309700 h minimum MIL-HDBK-217F (25°C)
	Dimension	78mm x 51mm x 28mm (L x W x H)
<b>Notes</b>	<ol style="list-style-type: none"> <li>1. All parameters are measured at 230VAC input and 25°C ambient temperature unless noted otherwise.</li> <li>2. Ripple &amp; noise are measured at 20MHz of bandwidth by using a 12" twisted pair-wire terminated with a 0.1uF &amp; 47uF parallel capacitor.</li> <li>3. Tolerance: includes set-up tolerance, line regulation and load regulation.</li> <li>4. The power supply is considered a component which will be installed into a final equipment. The final equipment must be re-confirmed that it still meets EMC directives.</li> </ol>	

# MPS-25W-12V DATA SHEET

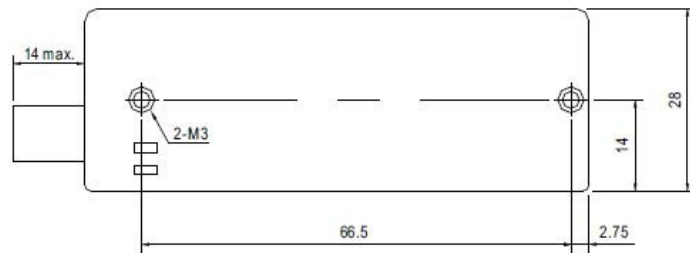
## Mechanical Specification

Unit:mm



Terminal Pin No. Assignment

Pin No.	Assignment	Pin No.	Assignment
1	AC/L	4	DC OUTPUT -V
2	AC/N	5	DC OUTPUT +V
3	FG $\perp$		



## Block Diagram

fosc : 60KHz

